

Scaled data based on original data using
LM-79-08 Approved Method: Electrical and Photometric Measurements of Solid-
State Lighting Products

Test Report Prepared for
Cooper Lighting Solutions
(formerly Eaton)

Brand: STREETWORKS

Report Number: P649731

Luminaire Tested: **GLAN-SA2A-835-U-5NQ-GRSBK**

Issue Date: 5/27/2021

Test Information

Test Method: LM-79-08
Report Number: P649731
TEST IS SCALED FROM IESNA LM-79-08 TEST DATA (G3-2011-057-5)
Test Lab: INNOVATION CENTER
Issue Date: 5/27/2021
Manufacturer: COOPER LIGHTING SOLUTIONS (FORMERLY EATON)
Product Line: STREETWORKS
Catalog Number: GLAN-SA2A-835-U-5NQ-GRSBK
Description: GALLEON AREA AND ROADWAY LUMINAIRE
(2) 80 CRI, 3500K, 615mA LIGHTSQUARES WITH 16 LEDS EACH AND TYPE V NARROW OPTICS WITH BLACK GLARE REDUCTION SHIELD
Light Source: -
Ballast/Driver: ELECTRONIC DRIVER

Summary

Lumens per Lamp: N/A
Luminaire Lumens: 4942.3 lumens
Efficiency: N/A
Efficacy: 78.4 lumens/watt
Luminous Opening: Rectangular (W 0.5' x L: 1' x H: 0')
IES Classification: Type V - Short
BUG Rating: B2 - U0 - G0

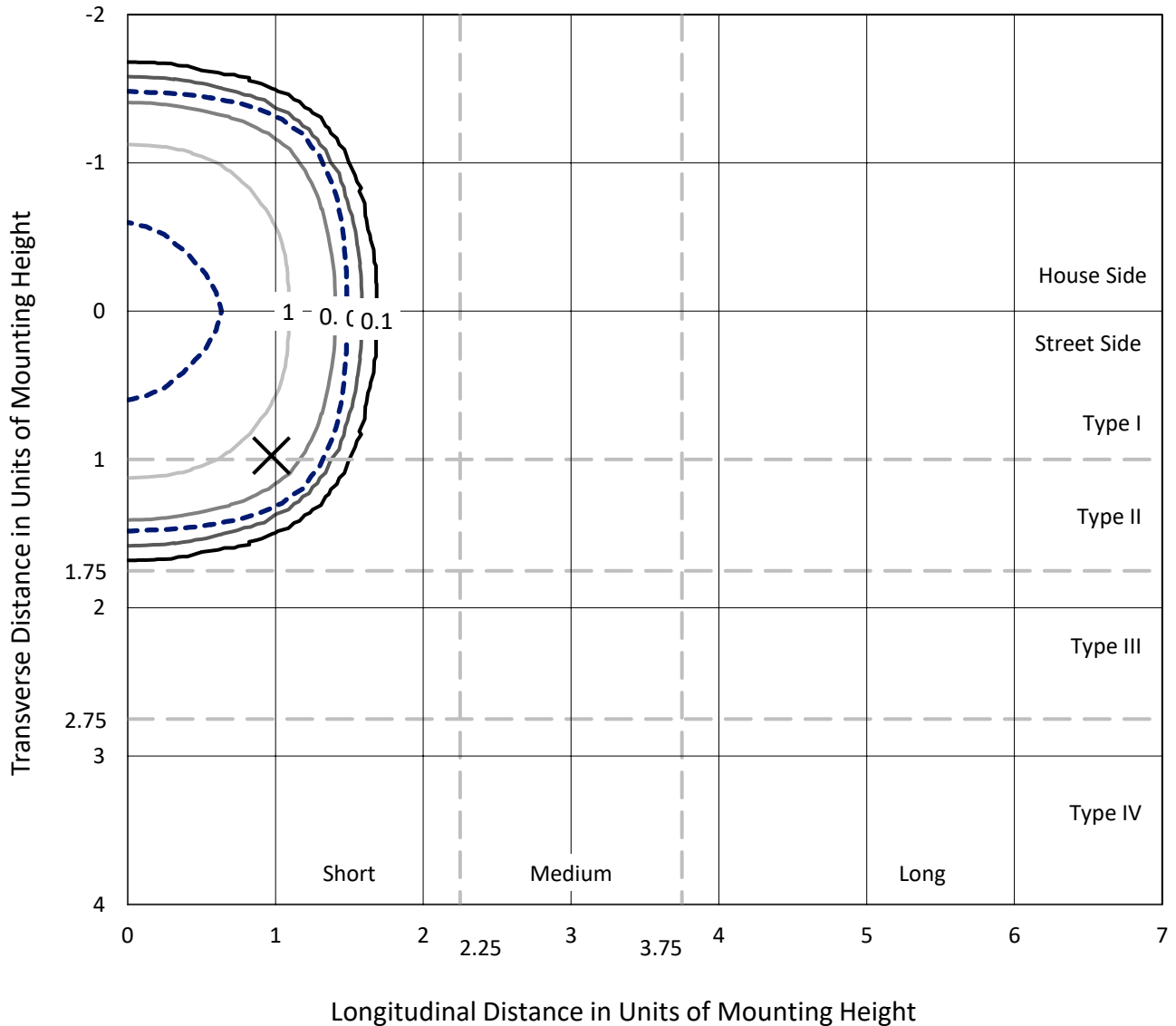
Input Watts (W): 63
Input Voltage (V): NR
Input Current (Ain): NR
Voltage Rise (V): NR
Power Factor: NR
Total Harmonic Distortion (THDi): NR
Frequency (hertz): 60
Stabilization Time: NR
Operation Time: NR
Ambient Temperature (°C): NR
Test Distance: 24 FT



REPORT NUMBER: P649731
 CATALOG NUMBER: GLAN-SA2A-835-U-5NQ-GRSBK

Iso-Footcandle Lines of Horizontal Illumination

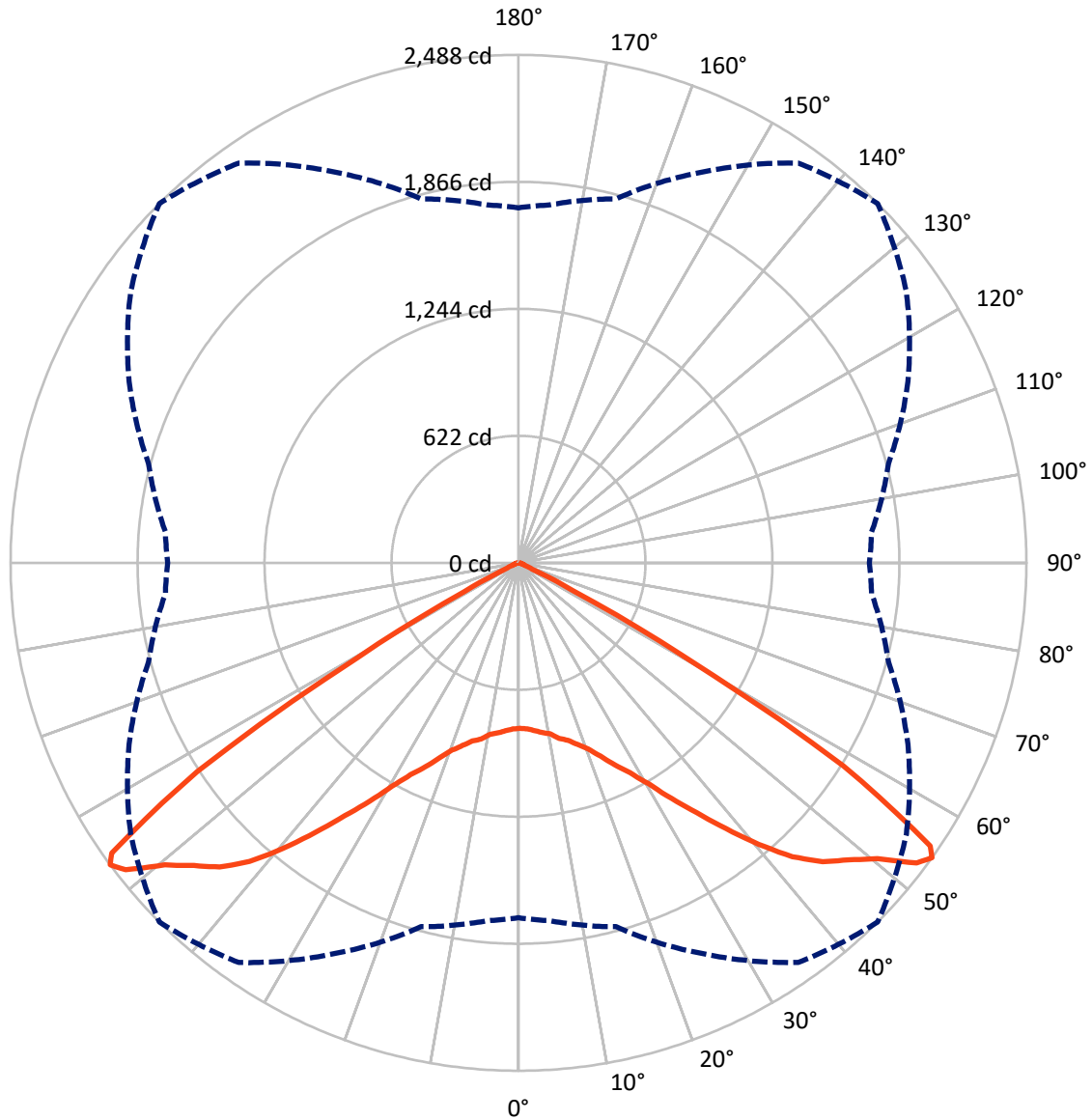
× Max cd
 - - - 1/2 Max cd



Based on 25 foot mounting height. Maximum calculated value = 1.3 fc
 Type V - Short - N/A

REPORT NUMBER: P649731
CATALOG NUMBER: GLAN-SA2A-835-U-5NQ-GRSBK

Luminous Intensity Polar Plot



— Vertical Plane Through 45-Deg Lateral - - - Horizontal Cone Through 54-Deg Vertical

REPORT NUMBER: P649731
 CATALOG NUMBER: GLAN-SA2A-835-U-5NQ-GRSBK

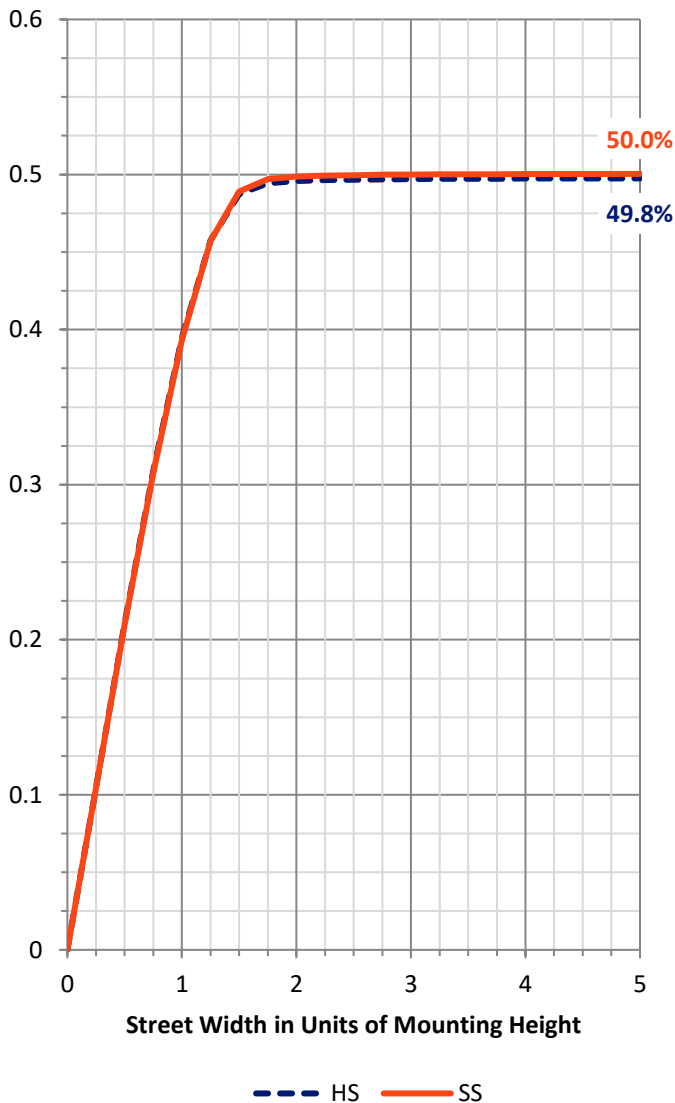
FLUX DISTRIBUTION:

		Downward	Upward	Total
House Side	Lumens	2471.1	0.0	2471.1
	% Fixture	50.0	0.0	50.0
Street Side	Lumens	2471.1	0.0	2471.1
	% Fixture	50.0	0.0	50.0
Total	Lumens	4942.3	0.0	4942.3
	% Fixture	100.0	0.0	100.0

ZONAL LUMENS:

Zone	Lumens	% Fixture
0°-10°	79.3	1.6
10°-20°	256.9	5.2
20°-30°	503.4	10.2
30°-40°	905.3	18.3
40°-50°	1549.6	31.4
50°-60°	1499.4	30.3
60°-70°	128.4	2.6
70°-80°	15.2	0.3
80°-90°	4.8	0.1
90°-100°	0.0	0.0
100°-110°	0.0	0.0
110°-120°	0.0	0.0
120°-130°	0.0	0.0
130°-140°	0.0	0.0
140°-150°	0.0	0.0
150°-160°	0.0	0.0
160°-170°	0.0	0.0
170°-180°	0.0	0.0
0°-90°	4942.3	100.0
0°-180°	4942.3	100.0

Coefficient of Utilization

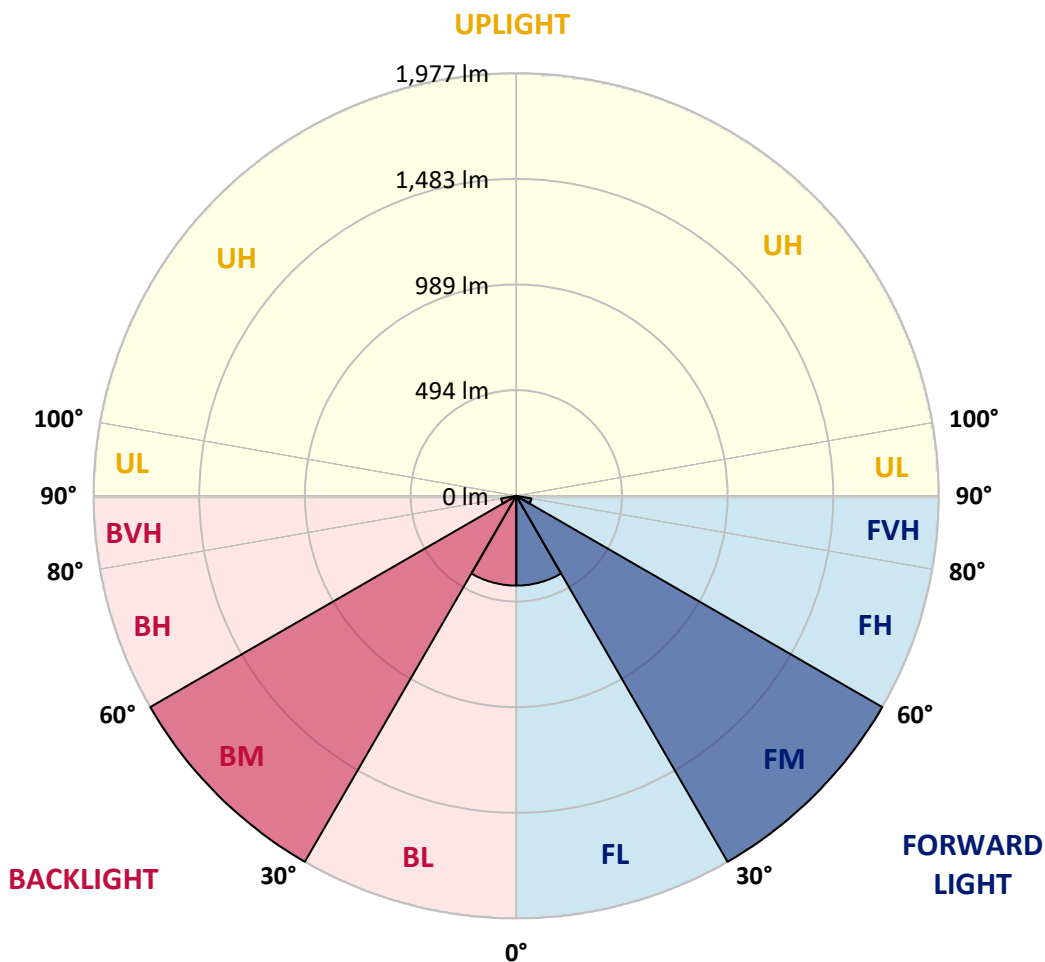


REPORT NUMBER: P649731
 CATALOG NUMBER: GLAN-SA2A-835-U-5NQ-GRSBK

LUMINAIRE CLASSIFICATION SYSTEM LUMEN TABLE AND BUG RATING:

Zone	Lumens	% Fixture	Zone Rating/Lumen Limit		
			B	U	G
FL (0°-30°)	419.8	8.5			
FM (30°-60°)	1977.2	40.0			
FH (60°-80°)	71.8	1.5			G0/660
FVH (80°-90°)	2.4	0.0			G0/10
BL (0°-30°)	419.8	8.5	B1/500		
BM (30°-60°)	1977.2	40.0	B2/2500		
BH (60°-80°)	71.8	1.5	B0/110		G0/660
BVH (80°-90°)	2.4	0.0			G0/10
UL (90°-100°)	0.0	0.0		U0/0	
UH (100°-180°)	0.0	0.0		U0/0	

BUG Rating: B2-U0-G0
 Type V Short





REPORT NUMBER: P649731

CATALOG NUMBER: GLAN-SA2A-835-U-5NQ-GRSBK

CANDELA DISTRIBUTION (FULL):

	0°	5°	15°	25°	35°	45°	55°	65°	75°	85°	90°
0°	810.4	810.4	810.4	810.4	810.4	810.4	810.4	810.4	810.4	810.4	810.4
2.5°	814.3	819.0	815.9	818.2	818.2	814.3	816.7	807.3	813.5	808.8	809.6
5°	826.8	826.1	826.1	826.8	823.7	825.3	822.2	819.0	816.7	813.5	822.9
7.5°	842.5	842.5	837.0	838.6	837.0	839.4	833.1	826.8	824.5	822.2	820.6
10°	857.4	855.8	853.5	860.5	855.0	851.9	848.8	844.9	836.2	833.1	830.0
12.5°	879.3	878.5	875.4	882.4	879.3	882.4	870.7	860.5	859.0	848.8	854.3
15°	905.1	912.2	906.7	906.7	905.1	901.2	896.5	891.8	877.7	873.8	874.6
17.5°	938.8	936.5	937.3	937.3	945.1	934.9	925.5	913.8	906.7	904.4	896.5
20°	970.9	974.1	973.3	978.8	983.4	972.5	962.3	960.7	941.2	944.3	933.3
22.5°	1027.3	1024.9	1028.9	1032.8	1029.6	1028.1	1018.7	1006.9	989.7	981.9	980.3
25°	1086.8	1082.9	1075.8	1085.2	1089.9	1097.0	1079.0	1072.7	1046.1	1034.3	1035.1
27.5°	1137.7	1143.2	1151.0	1154.9	1166.7	1164.3	1151.8	1131.4	1111.1	1097.8	1089.2
30°	1207.4	1210.5	1223.8	1229.3	1249.7	1255.1	1235.6	1212.1	1176.1	1158.8	1148.7
32.5°	1271.6	1293.5	1292.7	1320.1	1353.0	1375.7	1340.5	1304.5	1268.5	1248.1	1230.1
35°	1375.7	1371.8	1394.5	1423.4	1476.7	1502.5	1464.1	1422.6	1367.9	1335.0	1320.9
37.5°	1472.7	1474.3	1504.8	1551.0	1612.1	1652.1	1618.4	1550.3	1493.9	1451.6	1432.0
40°	1613.7	1616.8	1648.1	1700.6	1769.5	1812.6	1773.4	1704.5	1629.3	1596.5	1596.5
42.5°	1778.9	1792.2	1812.6	1858.0	1919.8	1967.6	1932.4	1878.3	1802.4	1760.1	1766.4
45°	1948.8	1955.1	1968.4	2035.7	2064.7	2088.2	2055.3	2030.2	1979.3	1927.7	1919.1
47.5°	2107.8	2110.1	2149.3	2170.4	2193.1	2173.5	2194.7	2161.8	2104.6	2054.5	2044.3
50°	2178.2	2174.3	2229.9	2294.1	2311.3	2276.9	2258.9	2237.0	2150.0	2089.7	2063.1
52.5°	1973.1	1995.8	2099.1	2277.7	2412.3	2441.3	2336.4	2235.4	2073.3	1955.9	1937.8
54°	1738.2	1759.3	1844.7	2109.3	2389.6	2487.5	2318.4	2103.8	1875.2	1735.8	1717.8
55°	1505.6	1482.1	1637.2	1907.3	2283.1	2446.8	2247.1	1933.9	1672.4	1544.8	1519.7
57.5°	815.1	819.0	949.8	1205.0	1604.3	1876.0	1656.7	1308.4	988.1	844.9	832.3
60°	258.4	264.7	321.8	487.0	766.6	915.3	784.6	525.4	363.3	291.3	279.5
62.5°	80.6	83.8	91.6	136.2	209.8	299.9	234.9	140.9	104.9	96.3	97.9
65°	49.3	49.3	50.1	53.2	62.6	72.8	70.5	61.9	59.5	57.9	57.2
67.5°	32.1	31.3	32.9	35.2	36.8	37.6	39.9	42.3	41.5	39.9	39.9
70°	19.6	18.8	20.4	23.5	24.3	25.8	28.2	31.3	30.5	29.0	29.8
72.5°	11.0	11.0	11.7	14.1	16.4	18.0	20.4	22.7	23.5	22.7	22.7
75°	3.9	4.7	6.3	8.6	10.2	12.5	14.9	17.2	19.6	18.0	17.2
77.5°	1.6	1.6	3.1	5.5	7.8	10.2	14.1	16.4	18.0	16.4	14.9
80°	0.8	0.8	2.3	4.7	7.0	9.4	11.7	14.1	14.9	13.3	11.7
82.5°	0.8	0.8	2.3	4.7	7.0	8.6	12.5	14.1	15.7	14.1	11.7
85°	0.0	0.8	2.3	4.7	6.3	7.0	7.0	4.7	3.9	2.3	2.3
87.5°	0.0	0.0	0.8	0.0	0.0	0.0	0.0	0.0	0.0	0.0	0.0
90°	0.0	0.0	0.0	0.0	0.0	0.0	0.0	0.0	0.0	0.0	0.0

(END OF REPORT)